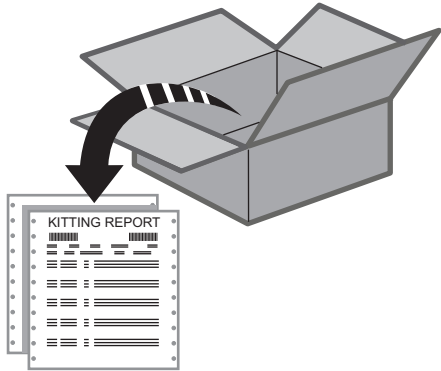


Setup instructions

SA41-5156-06

1 Complete a parts inventory



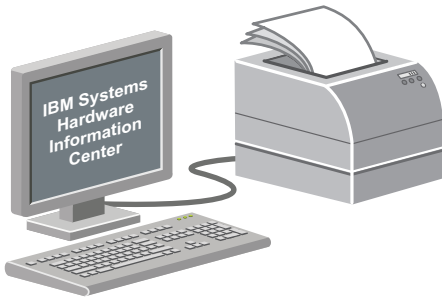
Complete a **parts inventory**:

- Locate the kitting report in the bag that contains the information center CD-ROM (SK3T-8159).
- Ensure that you received all the parts that you ordered. You can also obtain order information from your marketing representative or IBM Business Partner.

Incorrect, missing or damaged parts? Contact:

- Your IBM reseller
- IBM Rochester Manufacturing Automated Information Line at 1-800-300-8751 (United States only)
- www.ibm.com/planetwide: Locate your service and support telephone numbers

2 www.ibm.com/servers/library/infocenter

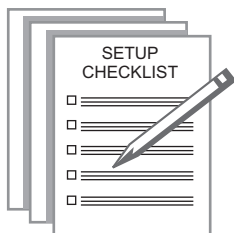


Go to

www.ibm.com/systems/infocenter/hardware

Use an Internet-capable PC (not the Hardware Management Console) to access the IBM Systems Hardware Information Center. The information center is also available on CD-ROM (included in the package with your server), but the most current information is on the Web.

3 Create a customized server setup checklist

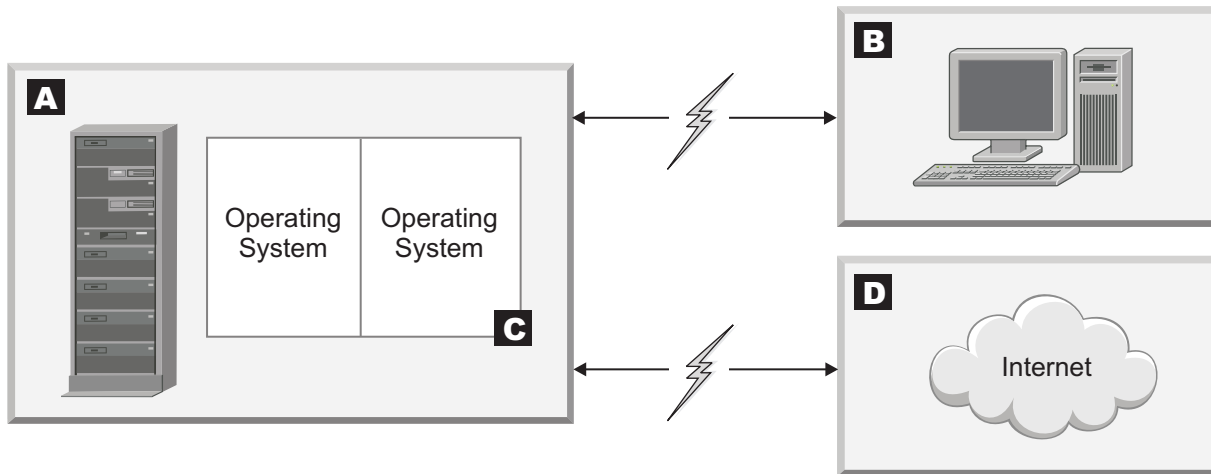


Under Popular topics, click **Create a customized initial server setup checklist**. You can either print the setup procedures or use them online to perform your setup tasks.

OVER

4 Set up your server

The Initial server setup provides a checklist to guide you through the following initial tasks of setting up your server:



- A Hardware setup:** Install the server into a rack, set up expansion units, and cable it all together (server, console, and expansion units). If you have a Hardware Management Console (HMC), do not connect the server that it manages to a power source until after you start and configure the HMC.
- B Consoles:** Configure the HMC, Integrated Virtualization Manager, Virtual Partition Manager, Thin Console, Operations Console, twinaxial console, or the Advanced System Management Interface.
- C Operating systems:** Configure the logical partitions and install operating systems.
- D Service and support:** Set up connections with your service provider to send and receive service information.



© International Business Machines Corporation 2004, 2007

Printed in USA
September 2007
All Rights Reserved

Mail comments to:
IBM Corporation
Attention Department DDR
3605 Highway 52 North
Rochester, MN U.S.A. 55901-7829

Fax comments to:
1-800-937-3430 (U.S. or Canada)
1-507-253-5192 (outside the U.S. or Canada)
Internet URL:
www.ibm.com/systems/infocenter/hardware

References in this publication to IBM products or services do not imply that IBM intends to make them available in every country or region.

IBM and the IBM logo are trademarks and/or registered trademarks of International Business Machines Corporation.



29R1706



SA41-5156-06